

CSC

CHADRON STATE COLLEGE

Office of Career and Academic Planning Services

1000 Main Street

Chadron, Nebraska 69337-2690

308-432-6388 • 308-432-6439 FAX

www.csc.edu/careerservices

PLACEMENT REPORT

2008 - 2009

Each year the Office of Career and Academic Planning Services produces a report about the previous year's graduates. This report covers graduates that received Bachelor's or Master's degrees. This information is intended to assist currently enrolled and prospective students in selecting academic majors and making career decisions.

Information was collected through the use of a survey sent to graduates in November with a follow-up mailing in December. An electronic survey was also available and noted in the mailing. This report represents 46 percent of the 2008-09 graduates.

A list of the specific job titles, employers and employment locations of these graduates is available from the Office of Career and Academic Planning Services.

We find that 98 percent of the 2008-09 CSC undergraduate respondents are employed or have enrolled in a graduate program.



Status of 2008 - 09 Bachelor's Degree Graduates

* "other employment" includes part time and seasonal employment out of related field and full-time employment not in desired field. **SS - Salaries taken from College Placement Council Salary Survey, Winter 2009**

	Total Graduates		Respon- dents		Employment								Graduate School		Average Annual Salary (respondents reporting) **
					Fulltime Related Field		Other Employ- ment *		Not Seeking Employ- ment		Seeking Fulltime Employ- ment				
	Number	Percentage	Number	Percentage	Number	Percentage	Number	Percentage	Number	Percentage	Number	Percentage	Number	Percentage	

School of Arts and Sciences

Applied History/Museum Mgmt	1	0																
Art	1	1	100%	1	100%												\$35,000	SS
Art Field K-12	1	1	100%	1	100%												\$29,097	SS
Art/Art Studio	2	1	50%	1	100%												\$35,000	SS
Art/Graphic Design	3	1	33%	1	100%												\$23,000	SS
Art/Three-Dimensional	2	0																
Biology/Human Biology	26	13	50%	1	7%	4	31%					8	62%				\$20,520	9
Biology Subject 7-12	0																	
Biology/Environmental Resource Mgmt	7	2	29%	1	50%							1	50%				\$36,000	1
Biology/General Biology	4	1	25%									1	100%				\$30,000	SS
Biology/Molecular Biology	4	0																
Commercial Music																		
Business/Instrumental	3	0																
Communication Arts/Communication	2	0																
Communication Arts/Journalism	2	0																
Communication Arts/Public Relations	1	0																
English - Subject 7-12	3	3	100%	3	100%												\$31,500	1
Health Sci/General Health Care	1	1	100%									1	100%				\$43,250	SS
Health Sci/Pre-Physical Therapy	4	3	75%			1	33%					2	67%				\$10,000	1
Health Sci/Veterinary Medicine	1	1	100%									1	100%				\$43,250	SS
History	5	2	40%	1	50%	1	50%										\$26,677	SS
History Subject 7-12	1	1	100%	1	100%												\$29,097	SS
Journalism	3	1	33%									1	100%				\$30,000	SS
Justice Studies/Criminal Justice (JS/CJ)	13	5	38%	1	20%	2	40%			1	20%	1	20%				\$48,000	SS
JS/CJ Forensic Sciences	1	0																
JS/CJ Juvenile Justice	2	0																
JS/CJ Law Enforcement	3	0																
JS/CJ Law Option	1	0																
Language Arts Grades 4-9	3	3	100%	3	100%												\$18,900	1
Literature	4	0																
Music Composite (Performance)	1	0																
Music/Music Business	1	1	100%	1	100%												\$35,000	SS
Natural Science/Biology 7-12	3	2	67%	2	100%												\$29,097	SS
Natural Sciences - Grades 4-9	1	1	100%	1	100%												\$18,900	1
Physical Science/Chemistry	1	1	100%	1	100%												\$50,000	SS
Physical Sciences/Geoscience	1	0																
Soc Sci - Grades 4-9	3	2	67%	2	100%												\$29,097	SS
Soc Sci/Geography - Field 7-12	5	2	40%	2	100%												\$29,097	SS
Soc Sci/Pol Sci, Sociology & Anthro - Field 7-12	3	0																
Spanish/Foreign Language 7-12	1	1	100%	1	100%												\$29,097	SS
Theatre - Subject 7-12	2	1	50%	1	100%												\$31,500	1
Theatre/Performance - Directing	3	0																
Theatre/Technical - Design	2	0																
Vocal Music - Subject K-8	1	1	100%	1	100%												\$29,097	SS
Totals	132	52	39%	27	52%	8	15%	0	1	2%	16	31%						

Records and Regional Services

Interdisciplinary Studies	6	2	33%	1	50%	1	50%											\$32,000	1
Totals	6	2	33%	1	50%	1	50%	0	0	0	0%	0	0%						
College Totals	354	178	50%	121	68%	23	13%	3	2%	6	3%	25	14%						

Master & Education Specialist

Specialist in Education	3	2	67%	2	100%													\$80,000	2
Master of Arts in Education	12	5	42%	5	100%													\$34,962	4
Master of Business Administration	20	8	40%	7	88%	1	12%											\$57,750	7
Master of Science in Organizational Management	11	6	55%	6	100%													\$32,800	5
Master of Education	32	19	59%	19	100%													\$52,957	14
Totals	78	40	51%	39	98%	1	2%	0	0%	0	0%	0	0%						

Status of 2008 - 09 Bachelor's Degree Graduates

* "other employment" includes part time and seasonal employment out of related field and full-time employment not in desired field. **SS - Salaries taken from College Placement Council Salary Survey, Winter 2009**

	Total Graduates		Respon- dents		Employment								Graduate School	Average Annual Salary (respondents reporting) **
					Fulltime Related Field		Other Employ- ment *		Not Seeking Employ- ment		Seeking Fulltime Employ- ment			
	Number	Percentage	Number	Percentage	Number	Percentage	Number	Percentage	Number	Percentage	Number	Percentage		

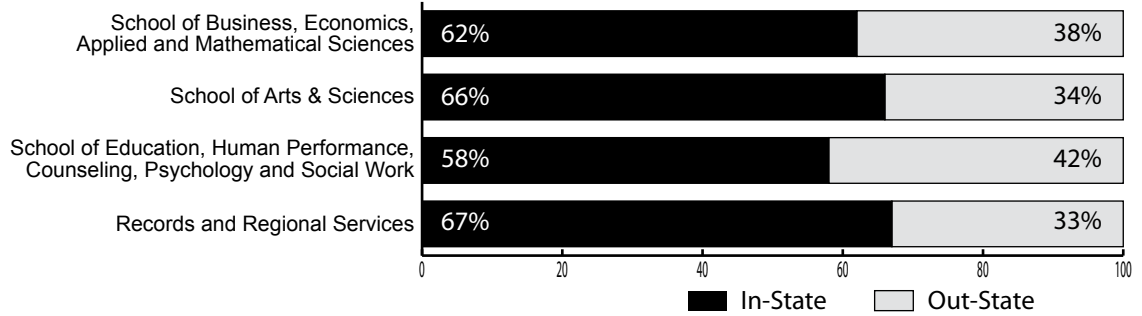
School of Education, Human Performance, Counseling, Psychology and Social Work

Adapted Physical Education 7-12	1	0													
Early Childhood Ed - Birth - Grade 3	7	5	71%	5	100%									\$32,617	SS
Elementary Educaton - Field K-8	37	28	76%	27	96%			1	4%					\$32,000	1
Health & Physical Education 4-9	2	2	100%	2	100%									\$32,758	SS
Information Resource Mgmt	1	1	100%	1	100%									\$47,500	SS
Library Information Mgmt	2	1	50%	1	100%									\$35,000	SS
Library Media Specialist K-12	1	1	100%	1	100%									\$18,900	1
Mild/Moderate Disabilities K-12 (Elementary)	4	3	75%	3	100%									\$36,577	SS
Mild/Moderate Disabilities K-12 (Secondary)	2	2	100%	2	100%									\$36,577	SS
Physical Ed - Subject 7-12	2	0													
Physical Ed - Subject K-8	1	1	100%					1	100%					\$32,758	SS
Physical Ed & Health - Field K-12	12	8	67%	5	62%	1	13%	1	13%	1	12%			\$29,273	2
Psychology	20	10	50%	5	50%	2	20%			3	30%			\$25,333	3
Psychology/General Psychology	1	0													
Recreation Comprehensive	5	0													
Recreation/Fitness & Exercise	1	0													
Recreation/Sport Leadership	2	0													
Social Work Composite	4	2	50%	2	100%									\$30,025	SS
Unified Early Childhood Ed (Birth - 3rd Grade)	1	0													
Totals	106	64	60%	54	84%	3	6%	0	3	4%	4	6%			

School of Business, Economics, Applied and Mathematical Sciences

Basic Business Ed - Subject 7-12	1	0													
Business (General)	11	2	18%	2	100%									\$35,750	2
Business Admin/Accounting	2	1	50%	1	100%									\$22,880	1
Business Admin/Accounting/ CPA Path	2	1	50%	1	100%									\$46,000	1
Business Admin/Agri-Business	5	2	40%	2	100%									\$28,100	2
Business Admin/Economics	1	0													
Business Admin/Economics & Finance	7	4	57%	3	75%					1	25%			\$27,333	3
Business Admin/Finance Comp.	2	2	100%	1	50%	1	50%							\$27,600	2
Business Admin/Management	20	9	45%	9	100%									\$30,407	9
Business Admin/Mgmt Info Systems	8	2	25%	1	50%	1	50%							\$46,700	SS
Business Admin/Marketing	9	3	33%	1	33%	2	67%							\$39,600	2
Business Admin/Marketing/ Entrepreneurship	4	1	25%	1	100%									\$63,000	1
Business Education 7-12	2	1	50%	1	100%									\$29,097	SS
FCS - Field 7-12	3	0													
FCS/Child Development	3	2	67%	2	100%									\$32,617	SS
FCS/Design & Merchandising	2	0													
FCS/Family & Consumer Studies	1	1	100%			1	100%							\$20,500	1
FCS/Human Services	6	3	50%	2	67%	1	33%							\$26,667	3
FCS/Lifespan Wellness	2	2	100%	1	50%					1	50%			\$15,000	1
Industrial Mgmt/Comprehensive	1	0													
Industrial Mgmt/Manufacturing	2	0													
Information Mgmt Systems	10	3	30%	3	100%									\$40,000	1
Mathematics	7	3	43%	1	33%					2	67%			\$45,853	SS
Mathematics - Middle 4-9 Subject	4	4	100%	4	100%									\$32,000	1
Mathematics Field 7-12	8	1	13%	1	100%									\$29,097	SS
Range Mgmt/Range Ecology	3	1	33%	1	100%									\$40,675	SS
Range Mgmt/Range Management	4	2	50%			2	100%							\$50,000	2
Range Mgmt/Rangeland Livestock Mgmt	5	0													
Range Mgmt/Rangeland Livestock Production	2	2	100%	1	50%			1	50%					\$31,349	SS
Technical Occupations/Mgmt Services	1	0													
Totals	138	52	38%	39	75%	8	15%	0	1	2%	4	8%			

In-State vs. Out-of-State Pursuits of 2008 - 09 CSC Graduates

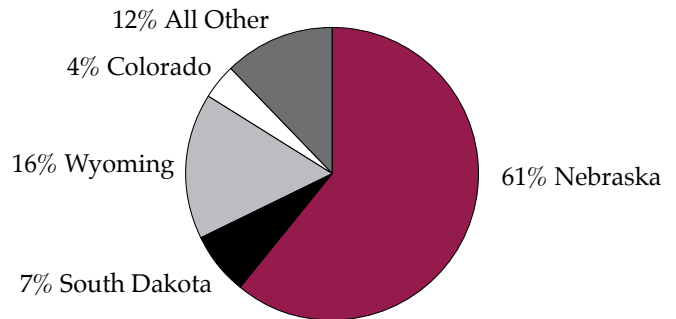
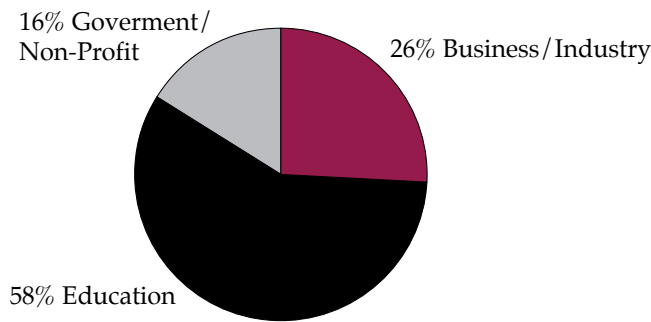


Locations of 2008-09 Graduates by State (Including Graduate Schools)

All other states include:

- Arizona
- Missouri
- Oregon
- California
- North Dakota
- Tennessee
- District of Columbia
- North Jersey
- Texas
- Florida
- New Mexico
- Virginia
- Iowa
- Oklahoma
- Washington
- Kansas

Type of Organizations Employing 2008-09 CSC Graduates



Companies Hiring 2008-09 CSC Graduates

Alliance Public Library, Alltech, Inc. & Sun Sprouts, Applebee's, Black Hills Children's Home, Boys & Girls Home, Cedar Mountain Residential Treatment, Central Wyoming South Clinic, C-H Farm & Home, Chadron Community Hospital, Chadron Medical Center, Chadron Youth Build/High Plains Community Development Center, City of Sidney Housing Authority, Coca-Cola Bottling Co., Community Action Partnership of Mid Nebraska, Creighton University Medical Center, Delaware Resource Group, Dohman, Akerlund & Eddy, LLC, Encor, Federal Government, Ferguson Land Surveyors, First National Bank of Chadron, Food Basket IGA, Fred A. Lockwood & Co., Fremont County Girls Group Home, Frenchman Valley Coop, Good Samaritan Society, Great Plains Communications, Great Plains Regional Medical Center, Hirst Applegate, LLP, Holdrege Memorial Homes, Homestead Bank, Huskeradio - KXNP/KODY/KHAQ Radio Stations, Internal Revenue Service, Kelly Services, L&B Johnson, PC, Leaf Construction, Mary Lanning, MC - Cell, Mel's Playground, Mountain West Farm Bureau Mutual Insurance Company, National Guard - 1057th Transportation Company, Nebraska Department of Health & Human Services, NebraskaLand National Bank, New Hope Counseling, Northwest Community Action Partnership, NOV Brant, Old Navy, Outlaw Printers, Panhandle Mental Health Center, Paulsen, Inc., Peak Wellness Center, Pine Ridge Job Corps, Polk County Assessor, Regional West Physician's Clinic, Rehabilitation Enterprises of North Eastern Wyoming, Rite of Passage - Ridge View Youth Services Center, Rushville Public Library, S.T.A.R. Academy, Saint Francis Medical Center, Self employed on ranch, Severson, Lammers & Abel CPA's PC, Shelton Township Library, Sony/ATV, Spencer Gifts, State of Nebraska, Taco John's International, TD Ameritrade, Union Pacific Railroad, United States Department of Agriculture/Natural Resources Conservation Service, UPLIFT, Western Heritage Credit Union, and Western Sires Services & Ranch, White Associates

Educational Institutions Hiring 2008-09 CSC Graduates

Adams Middle School, Banner County School, Big Horn County School District #2, Black Hills Children's Home, Carbon County School District #1, Central Community College, Chadron Public Schools, Chadron State College, Converse County School District #1, Cottonwood Elementary, Educational Service Unit #13, Farmington Municipal Schools, Gering Public Schools, Hemingford High School, Hitchcock County Schools, Kearney School of Dance and Gymnastics, Kenwood Elementary, Loneman Day School, McKinley Elementary, Mendocino College, Merino Elementary School, Mid-Plains Community College, Millard West High School, Morrill Public Schools, Natrona County School District, North Platte Public Schools, Oelrichs School District, Pine Ridge Job Corps, Potter-Dix Schools, Scottsbluff Public School, Sidney Public Schools, Teton County School District, Ukiah Unified School District, University of Dubuque, University of Nebraska - Kearney, Western Nebraska Community College, and Wyoming Department of Education

Graduate Schools that 2008-09 CSC Graduates are Attending

Bellevue University, Black Hills State University, Brigham Young University, Capella University, Chadron State College, Clarkson College, Creighton University, Creighton University Medical Center, Florida Institute of Technology, George Washington University, Grand Canyon University, Iowa State University College of Veterinary Medicine, Northeastern State University College of Optometry, University of Colorado, University of Nebraska - Kearney, University of Nebraska - Lincoln, University of Nebraska College of Dentistry, University of Nebraska College of Law, University of Nebraska College of Pharmacy, University of Nebraska Medical Center, University of Phoenix, University of Wyoming, and Washington State University College of Veterinary Medicine