

# CSC

**CHADRON STATE COLLEGE**

**Office of Career and Academic Planning Services**

**1000 Main Street**

**Chadron, Nebraska 69337-2690**

**308-432-6388 • 308-432-6439 FAX**

**[www.csc.edu/careerservices](http://www.csc.edu/careerservices)**

## **PLACEMENT REPORT**

**2009 - 2010**

Each year the Office of Career and Academic Planning Services produces a report about the previous year's graduates. This report covers graduates that received Bachelor's or Master's degrees. This information is intended to assist currently enrolled and prospective students in selecting academic majors and making career decisions.

Information was collected through the use of a survey sent to graduates in November with a follow-up mailing in December. An electronic survey was also available and noted in the mailing. This report represents 41 percent of the 2009-10 graduates.

A list of the specific job titles, employers and employment locations of these graduates is available from the Office of Career and Academic Planning Services.

We find that 94 percent of the 2009-10 CSC undergraduate respondents are employed or have enrolled in a graduate or professional service program.



## Status of 2009 - 10 Bachelor's Degree Graduates

\* "other employment" includes part time and seasonal employment out of related field and full-time employment not in desired field.

	Total Graduates		Respon- dents		Employment								Professional and Graduate School	Average Annual Salary (respondents reporting)
					Fulltime Related Field		Other Emplay- ment *		Not Seeking Emplay- ment		Seeking Fulltime Emplay- ment			
	Number	Percentage	Number	Percentage	Number	Percentage	Number	Percentage	Number	Percentage	Number	Percentage	Number	Percentage

### School of Arts and Sciences

Art Field K-12	1	1	100%	1	100%										
Art/Art Studio	3	1	33%			1	100%							\$30,000	1
Art/Graphic Design	5	1	20%			1	100%								
Biology/Human Biology	23	11	48%			1	9%					10	91%		
Biology/General Biology	1	0													
Biology/Molecular Biology	1	0													
Communication Arts/ Human Communication	1	0													
Communication Arts/ Public Relations	3	1	33%	1	100%									\$30,000	1
English - Subject 7-12	3	3	100%	2	67%							1	33%		
Health Sci/General Health Care	1	1	100%									1	100%		
Health Sci/Pre-Dentistry	2	0													
Health Sci/Pre-Occupational Therapy	2	0													
Health Sci/Pre-Physical Therapy	5	4	80%									4	100%		
Health Sci/Veterinary Medicine	1	0													
History	8	1	13%									1	100%		
History Subject 7-12	3	1	33%	1	100%										
Justice Studies/ Criminal Justice (JS/CJ)	20	6	30%	2	33%	3	50%					1	17%		
JS/CJ Forensic Sciences	2	0													
JS/CJ Law Enforcement	8	6	75%	4	66%	1	17%			1	17%				
JS/CJ Legal Studies	2	0													
Language Arts Middle Grades 4-9	1	1	100%	1	100%									\$20,000	1
Literature	3	0													
Museum Studies	2	1	50%			1	100%							\$18,500	1
Music - Field K-12	3	2	67%	2	100%										
Music Composite (Performance)	2	0													
Music/Music Business	4	0													
Natural Science/Biology 7-12	5	3	60%	2	67%							1	33%		
Physical Science/Chemistry	2	0													
Physical Sciences/Geosciences	1	1	100%			1	100%							\$35,000	1
Soc Sci - Middle Grades 4-9	1	0													
Soc Sci/Geography - Field 7-12	4	0													
Soc Sci/Pol Sci - Field 7-12	2	1	50%	1	100%										
Soc Sci/Pol Sci, Sociology & Anthropology - Field 7-12	4	3	75%	2	67%	1	33%							\$23,000	2
Theatre/Performance - Directing	4	1	25%									1	100%		
Theatre/Technical - Design	1	1	100%			1	100%							\$12,376	1
<b>Totals</b>	<b>134</b>	<b>51</b>	<b>38%</b>	<b>19</b>	<b>37%</b>	<b>11</b>	<b>22%</b>	<b>0</b>	<b>0%</b>	<b>1</b>	<b>2%</b>	<b>20</b>	<b>39%</b>		

### Records and Regional Services

Interdisciplinary Studies	14	4	29%					1	25%			3	75%		
<b>Totals</b>	<b>14</b>	<b>4</b>	<b>29%</b>	<b>0</b>	<b>0%</b>	<b>0</b>	<b>0%</b>	<b>1</b>	<b>25%</b>	<b>0</b>	<b>0%</b>	<b>3</b>	<b>75%</b>		
College Totals	377	153	41%	91	59%	20	13%	3	2%	6	4%	33	22%		

### Master & Education Specialist

Master of Arts in Education	33	15	45%	15	100%									\$48,218	14
Master of Business Administration	20	5	10%	4	80%	1	20%							\$65,875	5
Master of Science in Organizational Management	19	9	47%	5	56%	2	22%			2	22%			\$39,170	6
<b>Totals</b>	<b>72</b>	<b>29</b>	<b>40%</b>	<b>24</b>	<b>83%</b>	<b>3</b>	<b>10%</b>	<b>0</b>	<b>0%</b>	<b>2</b>	<b>7%</b>	<b>0</b>	<b>0%</b>		

## Status of 2009 - 10 Bachelor's Degree Graduates

\* "other employment" includes part time and seasonal employment out of related field and full-time employment not in desired field.

	Total Graduates		Respon- dents		Employment								Professional and Graduate School	Average Annual Salary (respondents reporting)
					Fulltime Related Field		Other Emplay- ment *		Not Seeking Emplay- ment		Seeking Fulltime Emplay- ment			
	Number	Percentage	Number	Percentage	Number	Percentage	Number	Percentage	Number	Percentage	Number	Percentage		

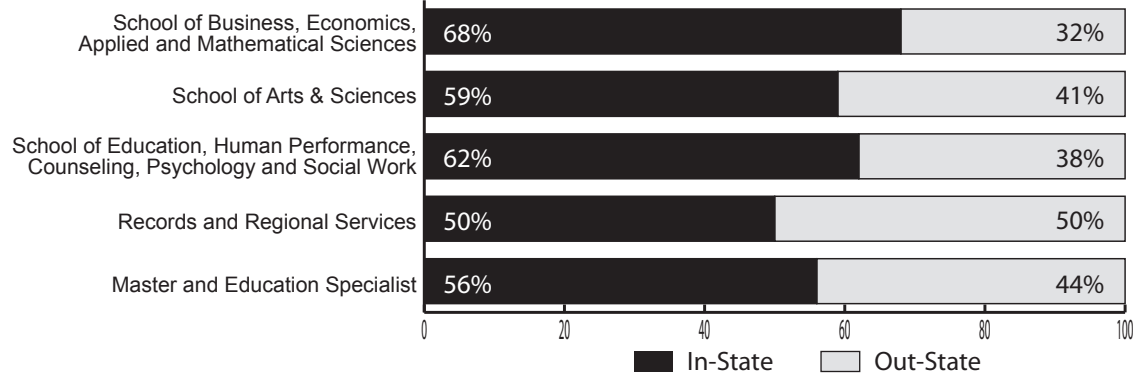
### School of Education, Human Performance, Counseling, Psychology and Social Work

Early Childhood Education - Birth - Grade 3	3	1	33%	1	100%										
Elementary Education - Field K-8	40	22	55%	21	95%			1	5%					\$28,665	4
Health & Physical Education 4-9	1	1	100%	1	100%										
Information Resource Mgmt	1	0													
Library Information Mgmt	1	0													
Middle Grades - Field End. 4-9	3	2	67%	2	100%									\$20,000	1
Mild/Moderate Disabilities K-12 (Elementary)	3	2	67%	2	100%										
Mild/Moderate Disabilities K-12 (Secondary)	2	1	50%	1	100%										
Mild/Moderate Disabilities Middle Grades - 4-9	1	0													
Physical Ed - Subject 7-12	2	1	50%	1	100%										
Physical Ed - Subject K-8	2	2	100%	2	100%										
Physical Ed & Health - Field K-12	7	3	43%	2	67%	1	33%								
Psychology	20	6	30%	2	33%			1	17%	3	50%			\$32,580	2
Recreation Comprehensive	3	1	33%	1	100%									\$30,000	1
Recreation/Fitness & Exercise	1	1	100%								1	100%			
Recreation/Sport Leadership	1	1	100%								1	100%			
Social Work Composite	10	3	33%	3	100%									\$25,500	3
Sports and Recreation Mgmt	3	0													
<b>Totals</b>	<b>104</b>	<b>47</b>	<b>45%</b>	<b>39</b>	<b>83%</b>	<b>1</b>	<b>2%</b>	<b>0</b>	<b>0%</b>	<b>2</b>	<b>4%</b>	<b>5</b>	<b>11%</b>		

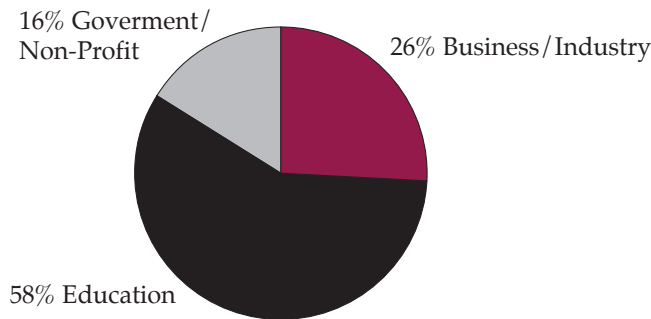
### School of Business, Economics, Applied and Mathematical Sciences

Basic Business Education - Subject 7-12	4	3	75%	3	100%									\$45,000	1
Business (General)	6	1	17%	1	100%									\$23,000	1
Business Admin/Accounting	9	5	56%	4	80%					1	20%			\$34,733	3
Business Admin/Accounting/ CPA Path	2	1	50%	1	100%									\$36,000	1
Business Admin/Agri-Business	6	3	50%	3	100%									\$26,021	3
Business Admin/Economics & Finance	3	2	67%	2	100%									\$31,895	2
Business Admin/Finance Comp.	1	1	100%	1	100%										
Business Admin/Management	19	6	32%	3	50%			1	17%		2	33%			
Business Admin/Management Information Systems	5	3		2	67%					1	33%			\$46,880	2
Business Admin/Marketing	1	0													
Business Admin/Marketing/ Entrepreneurship	13	3	23%	2	67%	1	33%							\$20,150	2
Business Education Middle Grades 4-9	1	0													
FCS - Field 7-12	1	1	100%	1	100%										
FCS/Design & Merchandising	2	2	100%			2	100%							\$19,000	1
FCS/Foods & Nutrition	1	1	100%							1	100%				
FCS/Hospitality Management	2	1	50%	1	100%									\$20,000	1
FCS/Human Services	5	3	60%	1	33%	1	33%				1	33%		\$40,000	2
FCS/Nutrition & Foods	2	1	50%								1	50%			
Industrial Mgmt/Comprehensive	3	1	33%	1	100%									\$32,000	1
Industrial Technology - Field 7-12	2	2	100%	1	50%	1	50%							\$19,200	1
Information Mgmt Systems	8	3	38%	2	67%	1	33%							\$31,500	2
Mathematics	5	2	40%	1	50%			1	50%					\$49,500	1
Mathematics - Middle Grades 4-9 Subject	1	0													
Mathematics Field 7-12	3	1	33%							1	100%				
Range Mgmt/Range Ecology	5	1	20%	1	100%									\$29,000	1
Range Mgmt/Range Mgmt	1	0													
Range Mgmt/Rangeland Livestock Management	8	2	25%	2	100%									\$38,790	1
Technical Occupations/Computer & Electronics	2	0													
Technical Occupations/Mgmt Communications Option	4	2	50%			2	100%							\$65,750	1
<b>Totals</b>	<b>125</b>	<b>51</b>	<b>41%</b>	<b>33</b>	<b>65%</b>	<b>8</b>	<b>16%</b>	<b>2</b>	<b>4%</b>	<b>3</b>	<b>5%</b>	<b>5</b>	<b>10%</b>		

**In-State vs. Out-of-State Pursuits of 2009 - 10 CSC Graduates**



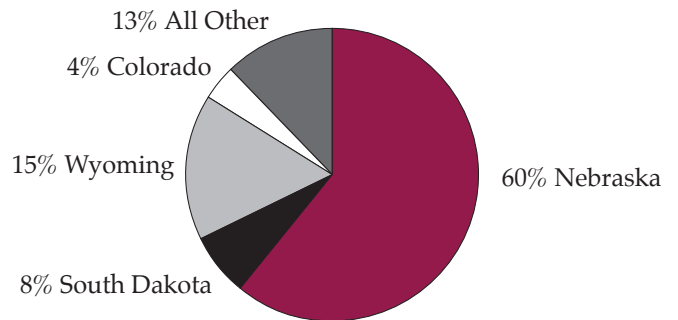
**Type of Organizations Employing 2009-10 CSC Graduates**



**Locations of 2009-10 Graduates by State (Including Graduate or Professional Schools)**

All other states include:

- Arizona
- Michigan
- South Dakota
- Arkansas
- Minnesota
- Texas
- California
- Missouri
- Virginia
- Colorado
- Montana
- Wyoming
- Indiana
- Nebraska
- Iowa
- Nevada
- Canada
- Kansas
- Oregon



**Companies Hiring 2009-2010 Graduates**

AIM Institute, Banner Health, Barnes & Noble, Black Hills Children’s Home, Buckle, Inc., Burlington Northern Santa Fe Railway, Cabela’s, Capital Area Counseling Service, Casper Police Department, CASS Job Corps, Central Nebraska Community Services, Chadron Glass, Charles Schwab, Children’s Advisory Project, City of Chadron, Community Action Partnership of Western Nebraska, Cornerstone Rescue Mission Thrift Store, Country Cookin, Dell, Inc., Denver’s Old Spaghetti Factory, Direct Check, Eskam & Eskam CPA’s PC, Feller & Company, First National Bank North Platte, First National Bank of Chadron, First State Bank, First United Methodist Church, Fremont County Sheriff’s Office, Goodwill, Gronewold Farms, Gymnastics West, H&R Block, Holmgren Cattle, Hyvee, Independent Nuskin Distributor, Kimberly K. Lueking, P.C., Kingman Regional Medical Center, Lawrence County Sheriff’s Office, Lifeways Inc., Lincoln County Sheriff’s Office, Loveland Distributing Company, NAF Multicultural, Natural Resources Conservation Service, Omaha State Bank, Pheasants Forever, Pump ‘N Pantry, Rapid City Police Department, Regency Trailer Park, Self Employed Farmer/Rancher, Snell Electric, Starostka Group Unlimited, State of Nebraska - District 12 Probation, Telos Fitness Center, Teton River Traders, Toole County Sheriff’s Department, Union Pacific Railroad, United States Department of Agriculture/Farm Service Agency, United States Postal Service, Wal-Mart, Wal-Mart Distribution Center, Wind River Bone, Joint & Neuro, Wyoming Department of Corrections and Your Selling Team

**Educational Institutions Hiring 2009-2010 Graduates**

Aberdeen School District, Alliance High School, Archdiocese of Omaha Catholic Schools, Campbell County High School, Carbon County School District #1, Chadron Public Schools, Chadron State College, Clark County School District, Community Christian School, Converse County School District #1, Dallas Independent School District, Eastern Wyoming College - Workforce Development Center, Educational Service Unit #10, Elkhorn Public Schools, Encampment K-12 School, Gordon-Rushville Public Schools, Head Start, Hemingford Elementary, Independent School District 77, Little Sprouts Learning Center, Millard Public Schools, Morrill High School, Morrill Public Schools, Norfolk Public Schools, North Platte High School, North Platte Public Schools, Ogallala Middle School, Omaha Public Schools, Oshkosh Schools, Re1 Valley Schools, Scottsbluff Public Schools, Trail Elementary, Valentine Community Schools, Weston County School District #1 and Williamsburg Village Child Development Center.

**Professional and Graduate Schools that 2009-2010 Graduates are attending**

Brandon University, Chadron State College, Florida State University, Nebraska Methodist College, Northwestern Health Sciences University, Pacific University College of Optometry, Sheridan College Dental Hygiene Program, St. Ambrose University, University of Nebraska - Kearney, University of Nebraska - Omaha, University of Nebraska Medical Center, University of Nebraska Medical Center - Physical Therapy Education, University of Nebraska Medical Center -College of Pharmacy, University of South Dakota and University of South Dakota School of Law