

CSC

CHADRON STATE COLLEGE

**Office of Internship and Career Services
1000 Main Street
Chadron, Nebraska 69337-2690
308-432-6388 • 308-432-6439 FAX
www.csc.edu/careerservices**

PLACEMENT REPORT 2007 - 2008

Each year the Office of Internship and Career Services produces a report about the previous year's graduates. This report covers graduates that received Bachelor's or Master's degrees. This information is intended to assist currently enrolled and prospective students in selecting academic majors and making career decisions.

Information was collected through the use of a survey sent to graduates in January with a follow-up mailing in May. An electronic survey was also available and noted in the mailing. This report represents 50 percent of the 2007-08 graduates.

A list of the specific job titles, employers and employment locations of these graduates is available from the Office of Internship and Career Services.

We find that 96 percent of the 2007-08 CSC undergraduate respondents are employed or have enrolled in a graduate program.



Compiled by Office of Internship and Career Services, Janet Hartman, Office Assistant

Status of 2007 - 08 Bachelor's Degree Graduates

* "other employment" includes part time and seasonal employment out of related field and full-time employment not in desired field. **SS - Salaries taken from College Placement Council Salary Survey, Winter 2008**

Total Graduates		Respon- dents		Employment										Graduate School		Average Annual Salary (respondents reporting) **	
				Fulltime Related Field		Other Employ- ment *		Not Seeking Employ- ment		Seeking Fulltime Employ- ment		Number	Percentage				
Number	Percentage	Number	Percentage	Number	Percentage	Number	Percentage	Number	Percentage	Number	Percentage	Number	Percentage	Number	Percentage		

School of Arts and Sciences

Art Field K-12	1	0															
Art/Graphic Design	8	2	25%	1	50%					1	50%						\$12,000 1
Biology/Human Biology	27	12	44%	1	8%	2	17%					9	75%				\$20,000 1
Biology Subject 7-12	1	1	100%	1	100%												\$40,045 SS
Biology/Environmental Resource Mgmt	2	0															
Biology/Environmental Studies	2	1	50%			1	100%										\$41,103 SS
Biology/Molecular Biology Clinical Laboratory	2	1	50%									1	100%				
Science (Medical Technology)	2	1	50%	1	100%												\$41,600 1
Communication Arts/Communication	1	1	100%	1	100%												\$29,500 SS
Communication Arts/Public Rel	3	1	33%	1	100%												\$17,500 1
English - Subject 7-12	2	2	100%	2	100%												\$40,045 SS
Health Sci/General Health Care	4	2	50%									2	100%				
Health Sci/Pre-Dentistry	2	1	50%									1	100%				
Health Sci/Pre-Physical Therapy	3	1	33%									1	100%				
Health Sci/Veterinary Medicine	1	0															
History	5	1	20%									1	100%				
History Subject 7-12	1	0															
Journalism	2	0															
Justice Studies/ Criminal Justice (JS/CJ)	24	8	33%	4	50%	3	38%			1	13%						\$38,000 1
JS/CJ Corrections	1	1	100%	1	100%												\$36,000 1
JS/CJ Forensic Sciences	1	1	100%			1	100%										\$42,209 SS
JS/CJ Juvenile Justice	2	1	50%									1	100%				
JS/CJ Law Enforcement	4	2	50%	1	50%	1	50%										\$25,000 1
JS/CJ Law Option	2	0															
JS/CJ Legal Studies	11	4	36%	2	50%			1	25%			1	25%				\$29,350 2
Language Arts - Field 7-12	1	1	100%	1	100%												\$27,000 1
Literature	1	0															
Music - Field K-12	3	1	33%	1	100%												\$29,097 SS
Natural Science/Biology 7-12	2	2	100%	2	100%												\$38,000 1
Natural Science/Chemistry 7-12	1	1	100%	1	100%												\$29,097 SS
Natural Science/Earth Science 7-12	1	1	100%	1	100%												\$29,097 SS
Physical Science/Chemistry	2	1	50%									1	100%				
Physical Sciences/Geoscience	2	2	100%			1	50%	1	50%								\$41,582 SS
Soc Sci/Sociology & Anthro 7-12	1	1	100%	1	100%												\$40,000 1
Spanish/Foreign Language 7-12	1	1	100%	1	100%												\$29,097 SS
Speech Communication	1	0															
Theatre	1	0															
Theatre - Subject 7-12	1	0															
Theatre/Performance - Directing	3	0															
Theatre/Technical - Design	1	1	100%			1	100%										\$16,000 1%
Totals	136	56	41%	24	43%	10	18%	2	4%	2	4%	18	32%				

School of Education, Human Performance, Counseling, Psychology and Social Work

Elementary Education - Field K-8	45	35	78%	34	97%					1	3%						\$30,000 1
Health Education - Subject 7-12	2	1	50%	1	100%												\$40,000 1
Mild/Moderate Disabilities K-12 (Secondary)	2	2	100%	2	100%												\$36,599 SS
Physical Ed - Subject 7-12	1	1	100%	1	100%												\$36,599 SS
Physical Ed & Health - Field K-12	4	3	75%	3	100%												\$31,750 SS
Psychology	8	4	50%	2	50%							2	50%				\$28,000 2
Psychology/General Psychology	2	2	100%	1	50%							1	50%				\$40,000 1
Recreation Comprehensive	5	2	40%	1	50%	1	50%										\$34,134 SS
Recreation/Fitness & Exercise	3	0															
Recreation/Leisure Services	1	1	100%			1	100%										\$34,134 SS
Recreation/Sport Leadership	2	2	100%									2	100%				
Social Work Composite	6	5	83%	3	60%	1	20%			1	20%						\$31,500 2
Unified Early Childhood Education (Birth - 3rd Grade)	3	3	100%	3	100%												\$32,617 SS
Totals	84	61	73%	51	84%	3	5%	0	0%	2	3%	5	8%				

Status of 2007 - 08 Bachelor's Degree Graduates

* "other employment" includes part time and seasonal employment out of related field and full-time employment not in desired field. **SS - Salaries taken from College Placement Council Salary Survey, Winter 2008**

	Total Graduates		Respon- dents		Employment								Graduate School		Average Annual Salary (respondents reporting) **
					Fulltime Related Field		Other Employ- ment *		Not Seeking Employ- ment		Seeking Fulltime Employ- ment				
	Number	Percentage	Number	Percentage	Number	Percentage	Number	Percentage	Number	Percentage	Number	Percentage	Number	Percentage	

School of Business, Economics, Applied and Mathematical Sciences

Agri-Business	6	4	67%	3	75%					1	25%					\$26,000	3
Basic Business Ed - Subject 7-12	3	1	33%	1	100%											\$29,097	SS
Business (General)	6	1	17%	1	100%											\$42,209	SS
Business Admin/Accounting	15	7	47%	7	100%											\$37,040	4
Business Admin/Accounting/ CPA Path	1	0															
Business Admin/Agri-Business	6	4	67%	3	75%	1	25%									\$47,500	2
Business Admin/Economics & Finance	4	1	25%	1	100%											\$45,000	1
Business Admin/Finance Comp.	3	1	33%			1	100%									\$32,660	SS
Business Admin/Management	20	9	45%	5	56%	3	33%	1	11%							\$28,710	7
Business Admin/Management Information Systems	2	2	100%	2	100%											\$39,778	SS
Business Admin/Marketing	7	3	43%	2	67%					1	33%					\$40,500	2
Business Education 7-12	2	2	100%	1	50%	1	50%									\$36,000	1
FCS - Field 7-12	3	3	100%	3	100%											\$39,150	2
FCS/Child Development	3	3	100%	2	67%	1	33%									\$14,000	1
FCS/Design & Merchandising	2	1	50%	1	100%											\$39,778	SS
FCS/Human Services	3	2	67%	2	100%											\$23,000	1
Industrial Management/ Comprehensive	4	0															
Information Science & Technology	5	3	60%	2	67%							1	33%			\$37,727	SS
Mathematics	2	0															
Mathematics Field 7-12	3	2	67%	2	100%											\$40,045	SS
Range Mgmt/Range Ecology	2	2	100%	1	50%	1	50%									\$36,000	SS
Range Mgmt/Range Management	5	2	40%	2	100%											\$26,000	2
Range Mgmt/Rangeland Business	2	0															
Range Mgmt/Rangeland Livestock Management	5	2	40%	2	100%											\$26,000	2
Range Mgmt./Rangeland Livestock Production	9	4	44%	2	50%	1	25%					1	25%			\$24,000	1
Technical Occupations/ Computer & Electronics	4	0															
Technical Occupations/ Management Services	1	0															
Totals	128	59	46%	45	76%	9	15%	1	2%	2	3%	2	3%				

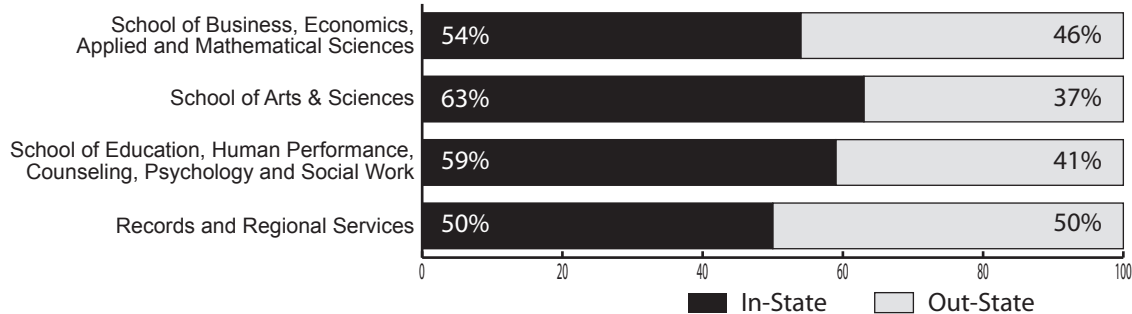
Records and Regional Services

Interdisciplinary Studies	6	2	33%	1	50%	1	50%									\$32,000	1
Totals	6	2	33%	1	50%	1	50%	0	0	0	0%	0	0%				
College Totals	354	178	50%	121	68%	23	13%	3	2%	6	3%	25	14%				

Master & Education Specialist

Specialist in Education	3	2	67%	2	100%											\$80,000	2
Master of Arts in Education	12	5	42%	5	100%											\$34,962	4
Master of Business Administration	20	8	40%	7	88%	1	12%									\$57,750	7
Master of Science in Organizational Management	11	6	55%	6	100%											\$32,800	5
Master of Education	32	19	59%	19	100%											\$52,957	14
Totals	78	40	51%	39	98%	1	2%	0	0%	0	0%	0	0%				

In-State vs. Out-of-State Pursuits of 2007 - 08 CSC Graduates

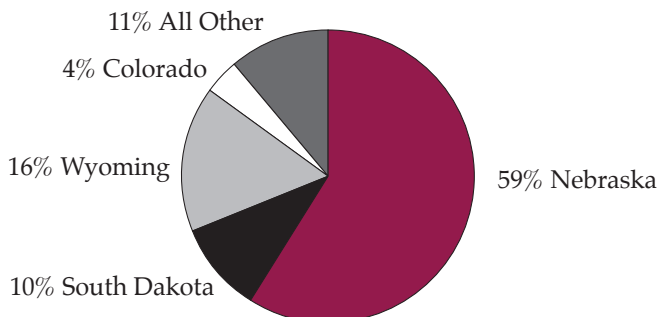
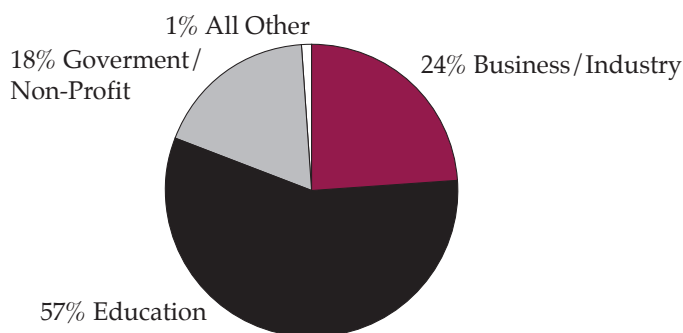


Locations of 2007-08 Graduates by State (Including Graduate Schools)

All other states include:

- | | | |
|----------|----------------|----------------|
| Arizona | Missouri | Oregon |
| Florida | New Jersey | Texas |
| Iowa | New Mexico | Utah |
| Kentucky | North Carolina | Canada |
| Kansas | Oklahoma | Czech Republic |

Type of Organizations Employing 2007-08 CSC Graduates



Companies Hiring 2007-08 CSC Graduates

24 Hour Fitness, American Angus Association, Arbor Education & Training, Arrowhead Country Club, Art of the Hills Magazine, Assurity Life Insurance, Bank of Colorado, Bauerkemper's Inc., Berberich Design, Best Western West Hills Inn, Black Hills Children's Home Society, Buchhammer & Kehl, P.C., Bureau of Land Management, Burlington Northern Santa Fe Railroad, Cabela's Corp., Child Protective Services, City of Crawford, Dakota Hills Hunting Lodge, Dana F. Cole & Company, DeBruce Grain, DeGering Livestock, DeLand Transcription, Farm Credit Services of America, Farmers State Bank, First Canadian Title Insurance, First Credit Union, First Interstate Bank, Golden Harvest (Syngenta Seeds), Goshen County Attorney's Office, Goshen County Sheriff's Office, Grace Episcopal Church, Heartland Clinic, Herberger's, Hughbanks Farms, Inc., International Golf maintenance, Jacobs Ranch Mine, La Vista Police Department, Linton's Big R, Littrel Construction, Madonna Rehab Hospital, Morford's Decorating Center, Nebraska Boys Ranch, Nebraska Game & Parks - Wildlife Division, Nebraska Panhandle Substance Abuse Center, Nebraska Public Power District, Net Structures, Ogallala Police Department, Pine Ridge Job Corps, Public Storage, Rape and Domestic Abuse Program, Regional West Medical Center - Behavioral Health Unit, Ross Dress for Less, S.T.A.R. Academy, Security 1st Bank, Shuck, Bennett & Weber CPA's, SMG-BOK Center, South Dakota Department of Health, Southwind Financial, Spectrum Resources, Stack Devils Inc., Thayer County Health Services, Tri-Basin Natural Resource District, Triple Crown Sports, U.S. Fish & Wildlife Service, United State Forest Service, US Bank, VA Medical Center, Walker Ranch, Washington Mutual, Wells Fargo Financial, Wyoming Department of Corrections, and Wyoming Youth Challenge

Educational Institutions Hiring 2007-08 CSC Graduates

1st International School of Ostrava, Alliance Middle School, Anselmo-Merna School, Chadron Public Schools, Chadron State College, Columbus Public School, Doherty High School, Eastern Wyoming College, Fort Morgan RE-3, Fremont County School District #21, Fremont County School District #38, Gering Public Schools, Globe University, Gordon-Rushville Public Schools, Goshen County School District #1, Kentucky Wesleyan College, Lakewood Board of Education, Lexington Public Schools, Leyton Public Schools, Mid-Plains Community College, NCAP Head Start, North Platte Public Schools, Oakland-Craig Public Schools, Oelrichs School District, Papillian LaVista South High School, Pine Ridge High School, Platte County School District #1, Rapid City Area Schools, Scottsbluff Public Schools, Sidney High School, USD 443, Weston County Children's Center, and Westwood High School

Graduate Schools that 2007-08 CSC Graduates are Attending

A. T. Still University, Chadron State College, Drake University, Elon University, Florida State University, Nebraska College of Law, North Central University, Pacific University College of Optometry, Rutgers School of Law, South Dakota School of Mines & Technology, University of Iowa, University of Nebraska - Kearney, University of Nebraska - Medical Center, University of Texas at Arlington, University of Wyoming, UNMC - College of Pharmacy, UNMC -College of Dentistry, and UNMC College of Nursing